

How to create  
your own personalized  
invitation on evites.com



Free guide from:  
Colleen Michele

Select the "Design Your Own" link at the bottom of the page

MERRILL EDGE® SELF-DIRECTED

What's in a mutual fu

# Design Your Own

♥ My Favorites (0)

Virtual Events ∨

Birthday Parties ∨

Babies & Kids ∨

Get Togethers ∨

Organizations ∨

Spring/Summer ∨


Fall/Winter ∨

Weddings ∨

Spanish ∨

**Design Your Own** ∧

[Design Your Own](#)



Stay  
Turn



PREMIUM

Design Your Own



## Choose Vertical or Landscape orientation



PREMIUM

Design Your Own



PREMIUM

Design Your Own




# Design Your Premium Invitation

Customize an envelope color, stamp, liner and version for your invitation.

Envelopes ^

Select an envelope color



Stamps v


Liners v

Branding v


Click on the blue box and upload your saved invitation. Be sure to click on the green DONE link underneath the invitation after you upload. Then click, Continue





Customize an envelope color, stamp, liner and version for your invitation.


Envelopes 

Select an envelope color




Stamps 

Liners 

Branding 



The GREEN Done button



Back

Enter Your shower Details below -  
You can click on "Make this a Virtual Event"

Preview Invitation

Save Draft

Continue

Event Title \* Tyler and Keeley's Shower

Event Type \* Baby Shower

Hosted By \* Diane  
(appears in email)

[+ Add a Co-host](#)

Event Date / Time \* 05/17/2020 04:00 PM

[+ End Date/Time](#)

Date Format Informal (no day)

Location Name *My house, the bar, etc..*

Street Address *Street Address*

City *City*

State *State*

Zip *Zip*

Make this a Virtual Event Recommended

Click directly on the invitation to edit the text and format.





City *City*

State *State*

Zip *Zip*

**Make this a Virtual Event** Recommended

Use live video chat to connect with guests, wherever they are.

Turn on Evite video chat **Beta** [\[?\]](#)

Or enter your own video chat link [\[?\]](#)

*Video Conference URL*

Click on the radio button that says "Or enter your own video chat link" and enter your ZOOM conference ID name / number.



Please join us for a Virtu

**TYLER AND KEELE**

**Sunday, May 17th**

RSVP to rachel.

You will receive a link to the Z  
we can't be together in pers

If you wish to send a gift, it ca



Baby Reg

[www.babylist.com/](http://www.babylist.com/)

Back

Save Draft

Continue

You can either type in the emails or import contacts or upload a file - whichever works for you

## Add Guests

Evite Contacts

Import Contacts

Upload File

*Enter or Paste emails or phone numbers separated by semi-colons or returns...*

Add Guest

## Your Guest List is Empty...

You can add guests by entering an email or phone number in the form field above.

### 0 Guests Added

#### ONE TIME PURCHASE

#### Select Package

- Small  
Invite up to 15 guests \$14.99
- Medium  
Invite up to 40 guests \$29.99
- Large  
Invite up to 100 guests \$59.99
- Extra Large  
Invite up to 750 guests \$79.99

#### EVITE PRO (UNLIMITED EVENTS)

- Evite Pro  
Billed every 12 months \$249.99